



# GOD'S GOOD NEWS COLOURS

A Decision Time Tool for Children's Ministry

Developed by



We prayerfully support you as you lead children  
into a relationship with Jesus Christ.

We encourage you to let your corps officer,  
child and youth worker or camp director  
know of any decisions made for Jesus.



# GOD'S GOOD NEWS COLOURS

One of the greatest things we can do as members of God's family is to invite others into a relationship with Him. While there are many different ways to have a conversation with your students, using a simple tool like colours will help them focus on what you are sharing.


There are times when a Bible story or lesson will naturally lead into a time of decision, so it's important to be ready to share the simple invitation with your students. You should also be prepared to meet with students in smaller clusters to ensure they have personally understood the relationship God invites them to have with Him. Take your time and simply and clearly share the meaning and Bible verses that go with each of the suggested colours. (See listing of different items you can use to help share the colours on pages [8](#) and [9](#).) Read Bible verses directly from the Bible so students know and realize their truth and authority.

We invite you to use the following as a guide to share God's Good News Colours with your students. Adapt language to meet the needs and ages of your students.

**Share:** The colour **BLUE** reminds me that God created the world and everything that is in it. God's creation was perfect. In **John 1:3** we read: *(encourage student to read directly from the Bible)* **"Through Him all things were made; without Him nothing was made that has been made."**

**Ask questions like:** What are some of your favourite things in the world? What do you see around you that is so amazing it reminds you that God created it?

Not only did God create the earth, the sea, and all living creatures, but God created you and me. God created us in His likeness to live in a perfect relationship with Him. Genesis 1:26a tells us that: *(encourage student to read from the Bible)* "God said, 'Let us make mankind in our image, in our likeness, so that they may rule over the fish in the sea and the birds in the sky, over the livestock and all the wild animals, and over all the creatures that move along the ground.'"



**Share:** We have the choice to live in a perfect relationship with God. But sadly, we choose to do things that hurt that relationship. These choices show our disobedience and are called sin. (Sin is any thought or action that goes against the way God wants us to think or act.)

**Ask:** What are some choices that we make that separate us from God? What are ways that we are disobedient towards God? What do you think are examples of sin?


**PURPLE** reminds me of bruises, and they can really hurt. When we are disobedient or sin, we hurt our hearts and break our perfect relationship with God. In **Romans 3:23** we read: *(encourage student to read directly from the Bible)* **“for all have sinned and fall short of the glory of God.”**

**Ask:** Do you believe that you have done things, and continue to do things, that keep you from having a perfect relationship with God?

**Share:** God doesn't want our relationship with Him to be broken because He loves us. So, He had a plan. He sent Jesus to earth as a baby. Jesus grew up to be a man – He was perfect. Jesus didn't sin or make wrong decisions like we do.

**Ask:** What do you know about Jesus? What did he do while He was here on earth?

**RED** reminds me that Jesus chose to obey God's plan. He bled and died on the cross for us. He did this to take the punishment for all of people's sin. It's because of Jesus' death that our broken relationship with God can be repaired. In **Romans 5:8** we read: *(encourage student to read directly from the Bible)* **“But God demonstrates His own love for us in this: While we were still sinners, Christ died for us.”** After three days God raised Jesus back to life. He now lives in Heaven with God.



**Share:** When we choose to believe that Jesus died for our wrong doings, tell God we are sorry, and choose to follow Him, He forgives us and gives us a clean, fresh start.

**Ask:** Have you ever seen a plant that was just beginning to grow? What do you see starting to come out of the dirt?

**GREEN** reminds me that God will give us a fresh start at having a relationship with Him. In **1 John 1:9** in the Bible we read: *(allow student to read directly from the Bible)* **"If we confess our sins, He is faithful and just and will forgive us from all unrighteousness."**

**Ask:** Do you believe that Jesus died for you? Have you ever told God what you believe? Do you know that if you tell Jesus that you've done wrong, He will forgive your sin? Would you like to ask God to forgive you today? Would you like to talk to God today and ask Him to forgive your sin?

*(If student chooses to restore their relationship with God, stop and pray with them. See sample prayer on [page 5](#). Then move on to the next two colours. If they decide not to pray with you today, remind them that they can talk to God any time they wish, and that they can come back and talk to you as well.)*


**Share:** When we choose to live in relationship with God, we need to keep growing closer and closer to Him. We need to become more and more like Jesus.

**Ask:** When you make a new friend, what do you do to get to know each other better? What can we do to build or grow our relationship with God? How can we become more like Jesus?

The colour **ORANGE** makes me think of construction and building something new. There are different things we can do to help us build up our relationship with God. We can build it by spending time with God reading the Bible. We can pray or talk to God anytime, anywhere and about anything. We can also build it by spending time with others who have chosen to follow Jesus.

The Bible tells us in **1 John 2:6** that: *(allow student to read the verse)* **"Whoever claims to live in Him must live as Jesus did."** (OR "If we say we are His, we must follow the example of Christ." (NLT)) This verse means we are to follow the example Jesus gave us and this will help our relationship with God become stronger.





**Share:** God loves us so much. Not only does He want to have a relationship with us while we live on earth, but He has promised that one day we will live with Him forever in a perfect place He has made for us.

**Ask:** What do you think of when you hear the word “Heaven”?

Heaven is where God lives. It’s a place where there is no sin, sadness, sickness or loneliness. The colour **YELLOW** reminds me of gold. The Bible tells us that Heaven has streets of gold, and that Jesus lives in Heaven with God. He wants us, you and me, to live in Heaven with Him one day.

**John 3:16** in the Bible reminds us of God’s plan for each of us. Let’s read it: *(invite student to read from the Bible with you)* **“For God so loved the world that He gave His one and only Son, that whoever believes in Him shall not perish but have eternal life.”** God’s love for the world is for all people in the world. He gave Jesus, His son, to die for all people’s sin. To perish means to be eternally separated from God. But if we believe in Jesus and ask for forgiveness, then one day we can live in Heaven forever with God. I don’t know about you, but that’s the best news I’ve ever heard!

Remind your students that they can choose to be in a relationship with God. They can be part of God’s family. Encourage them to:

1. Tell God that you need to be forgiven.
2. Thank God that Jesus died for your sin.
3. Ask God to forgive your sin.
4. Thank God that He will always be there for you.

Lead your student in saying a simple prayer similar to this:

Dear God,

I am sorry for my sin. Thank you for Jesus. Thank you for sending Him to die for my sin. I believe in Jesus and know that He can forgive my sin. I know that I have been forgiven and I am now part of God’s family. Thank you for helping me to be obedient to what the Bible says and help my relationship with You to grow.

Amen

Choose either the bookmark or postcard provided as a reminder of the decision your students have made. Encourage them to sign and date it. (See pages [6](#) and [7](#).)

Encourage student to tell three others about the decision they have made today, and to share the colours and what they mean.

# Decision Prayer Bookmark

(Print on card stock and cut apart. Have bookmarks and pens available for students who wish to make a decision. Encourage students to sign their name and date their bookmark as a reminder of their decision.)

<p><b>DEAR GOD,</b></p> <p>Thank you for creating me to live in relationship with you. (John 1:3)</p> <p>I admit that my disobedience has hurt my relationship with you. (Romans 3:23)</p> <p>Thank you for Jesus who willingly died for my sin. (Romans 5:8)</p> <p>I ask for your forgiveness and fresh start. (1 John 1:9)</p> <p>Help me to build my relationship with you. (1 John 2:6)</p> <p>I want to live for you now and one day in heaven. (John 3:16)</p> <p>Name: _____ Date: _____</p>	<p><b>DEAR GOD,</b></p> <p>Thank you for creating me to live in relationship with you. (John 1:3)</p> <p>I admit that my disobedience has hurt my relationship with you. (Romans 3:23)</p> <p>Thank you for Jesus who willingly died for my sin. (Romans 5:8)</p> <p>I ask for your forgiveness and fresh start. (1 John 1:9)</p> <p>Help me to build my relationship with you. (1 John 2:6)</p> <p>I want to live for you now and one day in heaven. (John 3:16)</p> <p>Name: _____ Date: _____</p>	<p><b>DEAR GOD,</b></p> <p>Thank you for creating me to live in relationship with you. (John 1:3)</p> <p>I admit that my disobedience has hurt my relationship with you. (Romans 3:23)</p> <p>Thank you for Jesus who willingly died for my sin. (Romans 5:8)</p> <p>I ask for your forgiveness and fresh start. (1 John 1:9)</p> <p>Help me to build my relationship with you. (1 John 2:6)</p> <p>I want to live for you now and one day in heaven. (John 3:16)</p> <p>Name: _____ Date: _____</p>	<p><b>DEAR GOD,</b></p> <p>Thank you for creating me to live in relationship with you. (John 1:3)</p> <p>I admit that my disobedience has hurt my relationship with you. (Romans 3:23)</p> <p>Thank you for Jesus who willingly died for my sin. (Romans 5:8)</p> <p>I ask for your forgiveness and fresh start. (1 John 1:9)</p> <p>Help me to build my relationship with you. (1 John 2:6)</p> <p>I want to live for you now and one day in heaven. (John 3:16)</p> <p>Name: _____ Date: _____</p>
--	--	--	--

# Decision Prayer Postcard

(Print on card stock and cut apart. Have postcards and pens available for students who wish to make a decision. Encourage students to sign their name and date their postcard as a reminder of their decision.)

**I believe you created me to live in relationship with you.**  
(John 1:3)

**I admit that my disobedience has hurt my relationship with you.**  
(Romans 3:23)

**Thank you for Jesus who willingly died for my sin.**  
(Romans 5:8)

**DEAR GOD:**

**I want to live for you now and one day in heaven.**  
(John 3:16)

**Help me to build up my relationship with you.**  
(1 John 2:6)

**I need your forgiveness and fresh start.**  
(1 John 1:9)

Name: \_\_\_\_\_ Date: \_\_\_\_\_

**I believe you created me to live in relationship with you.**  
(John 1:3)

**I admit that my disobedience has hurt my relationship with you.**  
(Romans 3:23)

**Thank you for Jesus who willingly died for my sin.**  
(Romans 5:8)

**DEAR GOD:**

**I want to live for you now and one day in heaven.**  
(John 3:16)

**Help me to build up my relationship with you.**  
(1 John 2:6)


**I need your forgiveness and fresh start.**  
(1 John 1:9)

Name: \_\_\_\_\_ Date: \_\_\_\_\_



## Creative Ways to Share God's Good News Colours:

Consider creating a theme for your decision time using the following colour ideas. You can have the item and colours to share with your students as you talk, but it is even more meaningful if you have a set for each of your students to use as they follow along.



### God's Greatest Treasure: ([God's Greatest Treasure.zip](#))

Use gem stones in the suggested colours: [amazon.ca/multi-coloured gemstones](#) or [amazon.ca/crushed acrylic rocks](#)

Treasure Chest to place gems in: [amazon.ca/wooden boxes-bulk-order](#)

### The Greatest Friendship Bracelet or Zipper Pull for Backpacks:

Use Pony Beads [amazon.ca/pony beads - multipack](#) or search amazon for "The Beadery Value Pack" looking for each individual colour

Black elastic cord for bracelets: [amazon.ca/black elastic cord](#)

Black paracord for zipper pulls: [amazon.ca/black paracord](#)




**Colourful Pylons** – Using six different colour pylons ([amazon.ca/coloured pylons](#)) have your students move in different ways to the next colour, then explain what that colour means.

**Balls** – Use balls in each of the six colours ([amazon.ca/dodge balls](#)) to help provide a colourful illustration as you share with the students. For example, toss balls out into the crowd and invite whoever catches the balls to come up and help you.

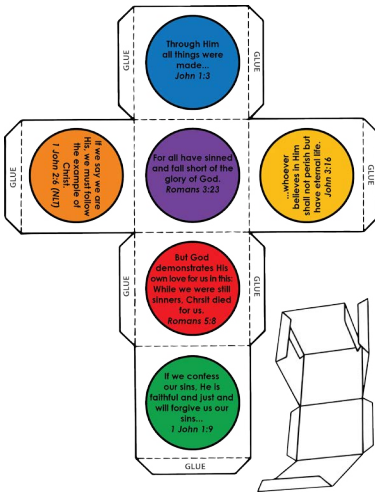


**Clear glasses of Water with food colouring** - Have six glasses of water and food colouring ([amazon.ca/food-colouring](#) - follow instructions on package to create all six colours). Add food colouring to each glass as you share the colours.



**Lego blocks** (or make your own blocks from cardboard boxes and paper cups) – Have enough blocks for each student to build a stack as you share the colours.

**Nail Polish** – Have six colours available and students can paint one colour on a nail as you share the colours with them.



**God's Good News Colours Cube** – (See pages [10](#) and [11](#)) ([Download God's Good News Colours Cube.zip](#)) – You can choose to give student the cube with colours filled in or give them the plain cube pattern and have them colour in the circles as you share with them. When finished cut out the cube pattern and glue where indicated.

**Dice** - Using a plain white dice add coloured stickers to the six sides as you share with the students. Give each student their own dice and have them attach stickers to it as you share the meaning of the colours.

Dice: [amazon.ca/white-dice](https://amazon.ca/white-dice)

Stickers: [amazon.ca/colour dot stickers](https://amazon.ca/colour-dot-stickers)

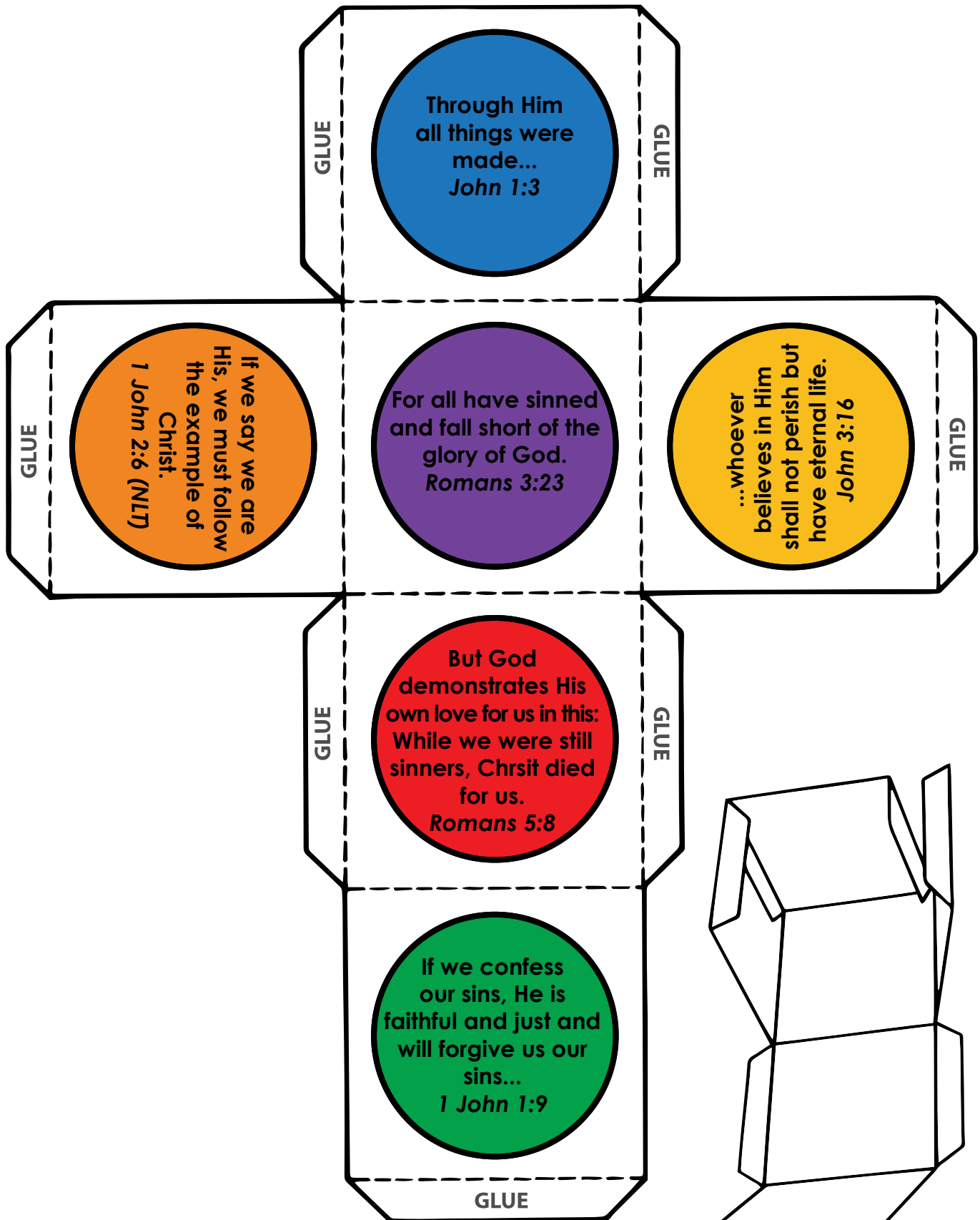


**Buttons with pin backs** – Use a button maker to create your own buttons in the six colours to share with your students.

**Buttons sewn onto a t-shirt or strip of felt that could be used as a bookmark** – Purchase enough buttons in each of the six colours for each of your students. Have your students glue or sew the buttons onto their felt bookmark as you share the colours.

# GOD'S GOOD NEWS COLOURS

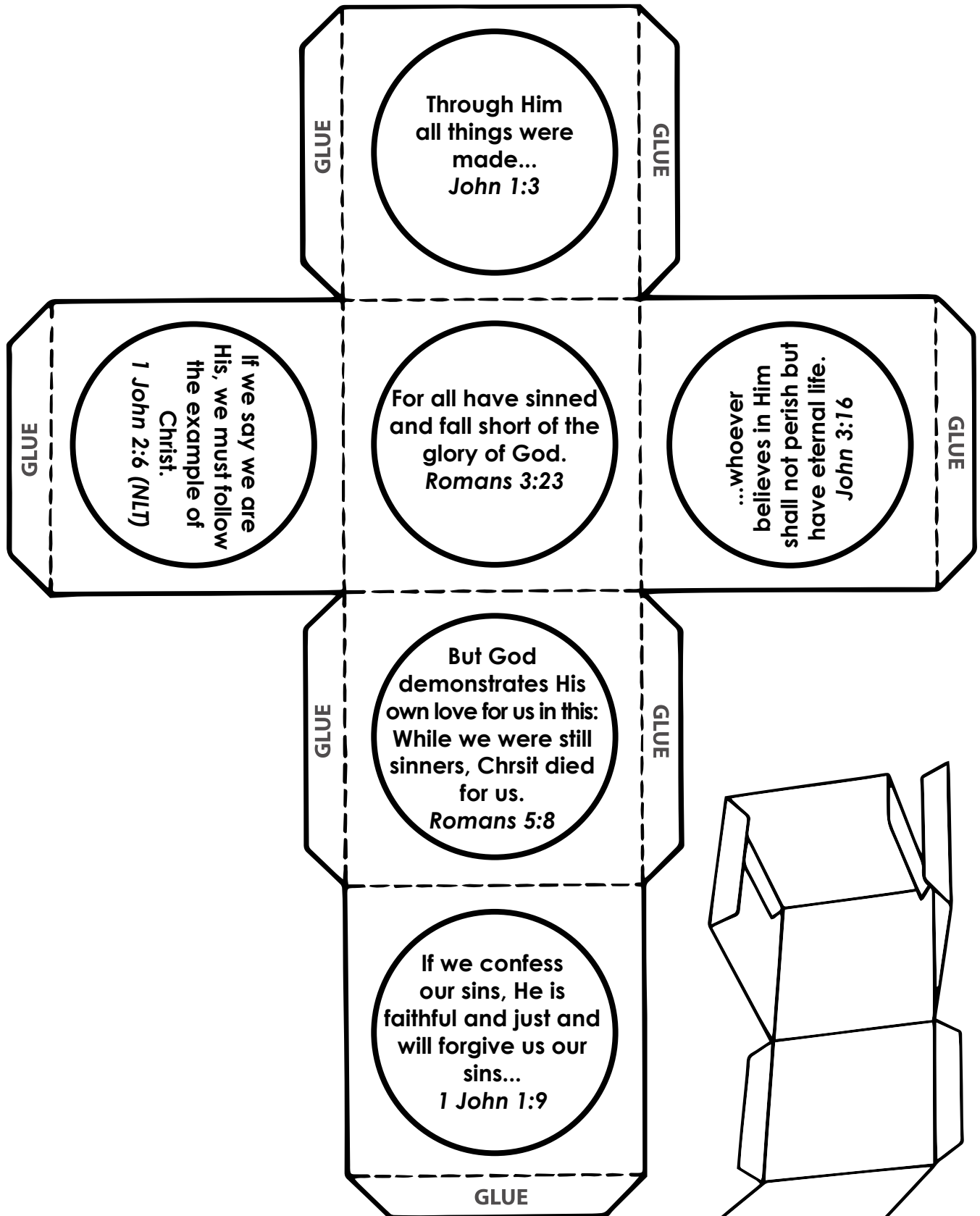
Cut out the shape. Fold along dotted lines. Add glue and stick together where indicated.





# GOD'S GOOD NEWS COLOURS

Colour the circles as you learn about the different colours and what they mean. Cut out the shape. Fold along dotted lines. Add glue and stick together where indicated.



# GOD'S GREATEST TREASURE

The following is a sample of "God's Greatest Treasure" card. Download a copy of [God's Greatest Treasure.zip](#). Print and cut apart to share with students.

